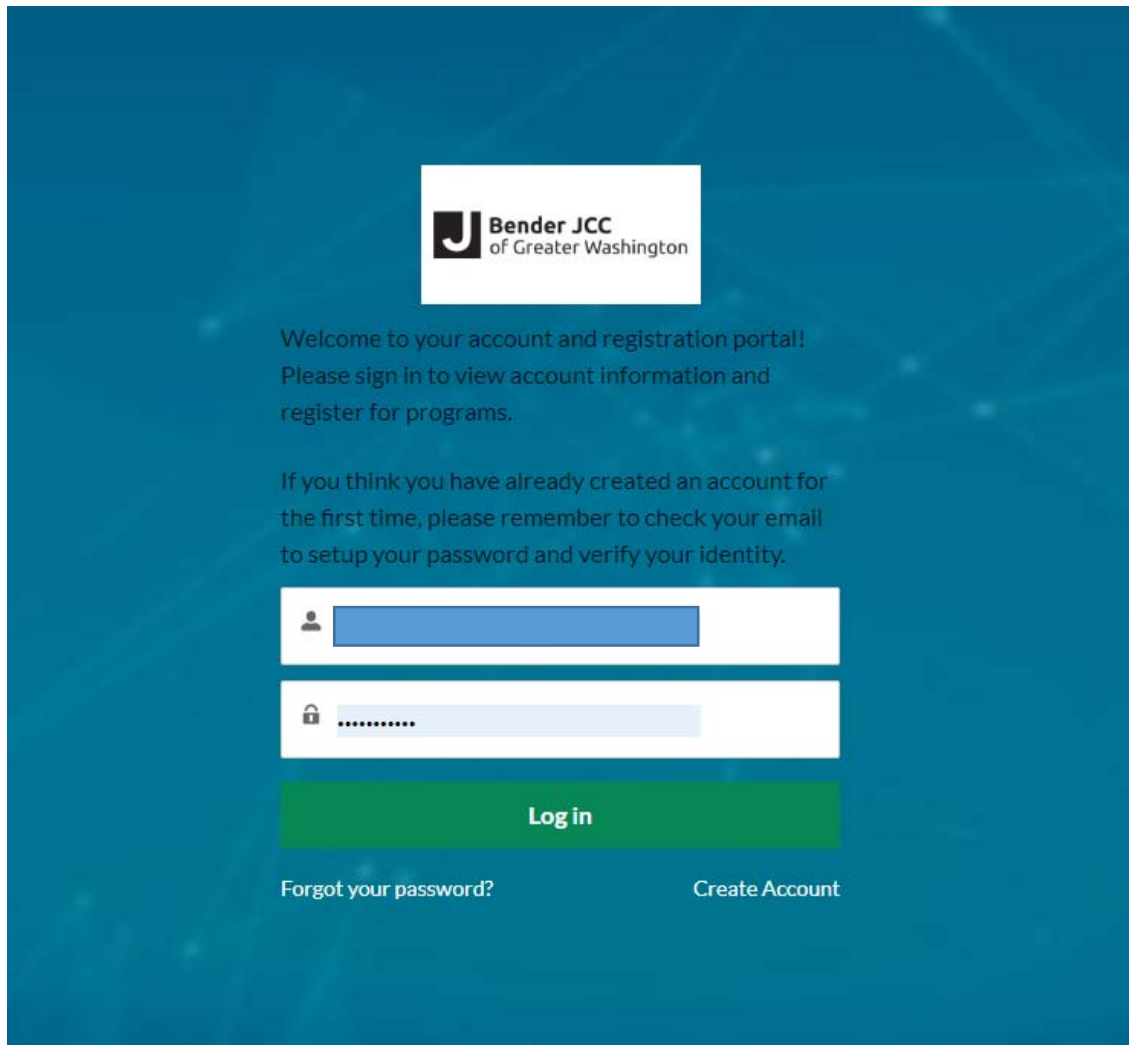
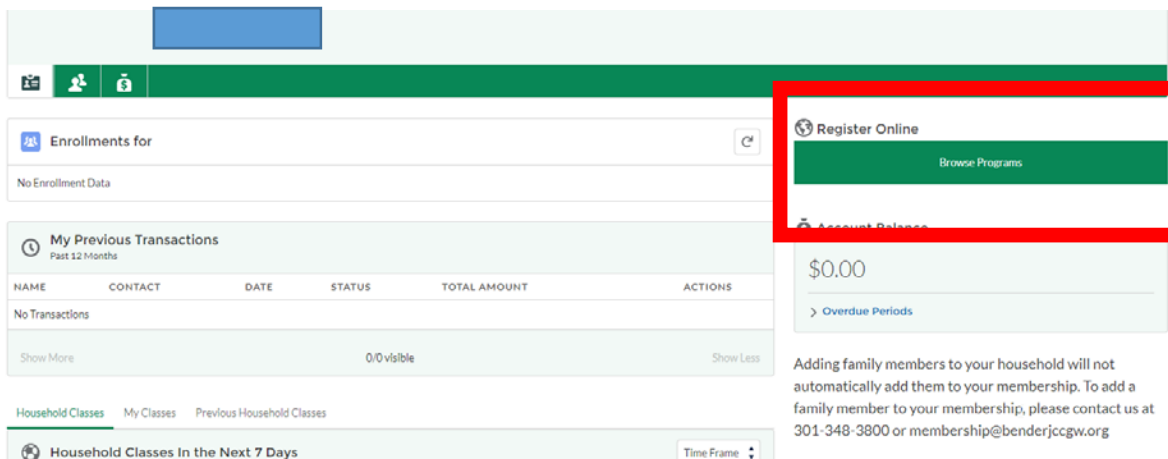


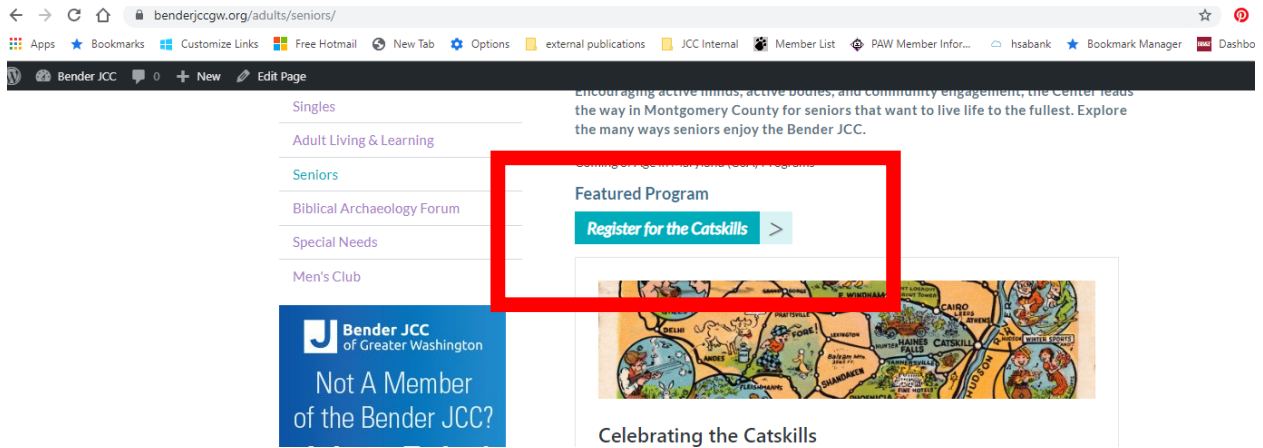
Once you have created your account, this is the log in screen:



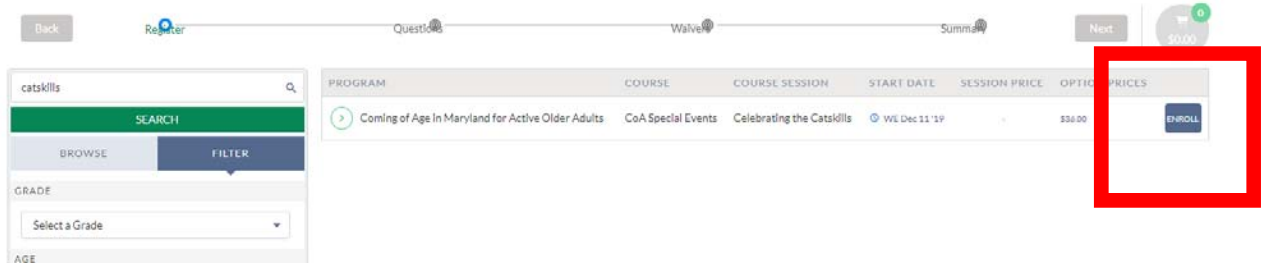
You can either register for classes two ways. One is through your community homepage:



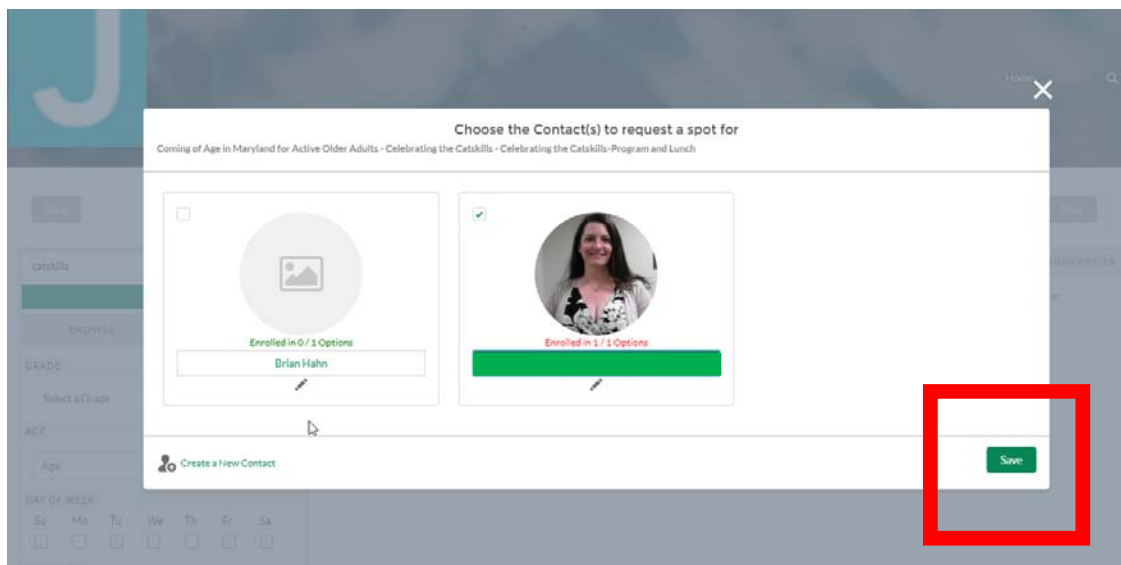
Or go through the page directly:



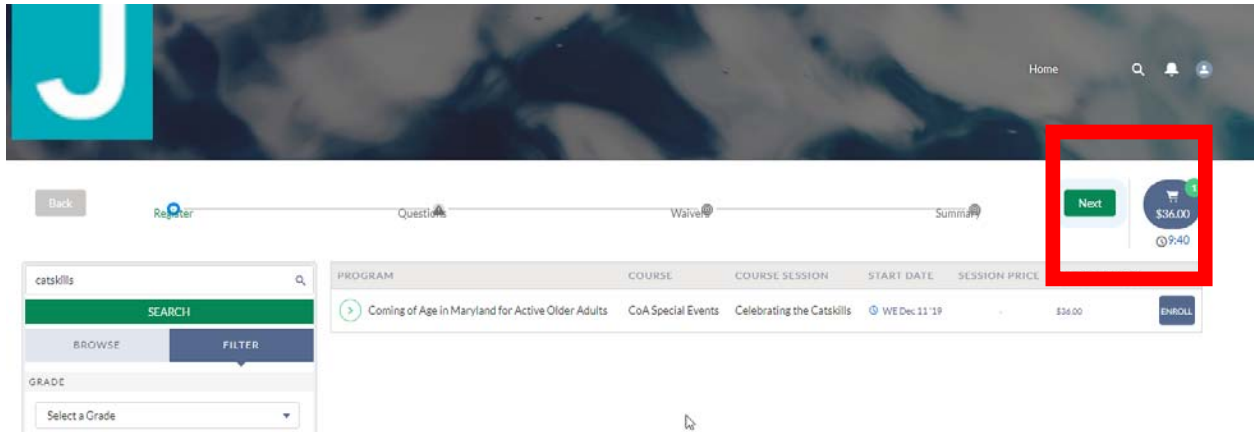
Once you find the class you want to take, click enroll:



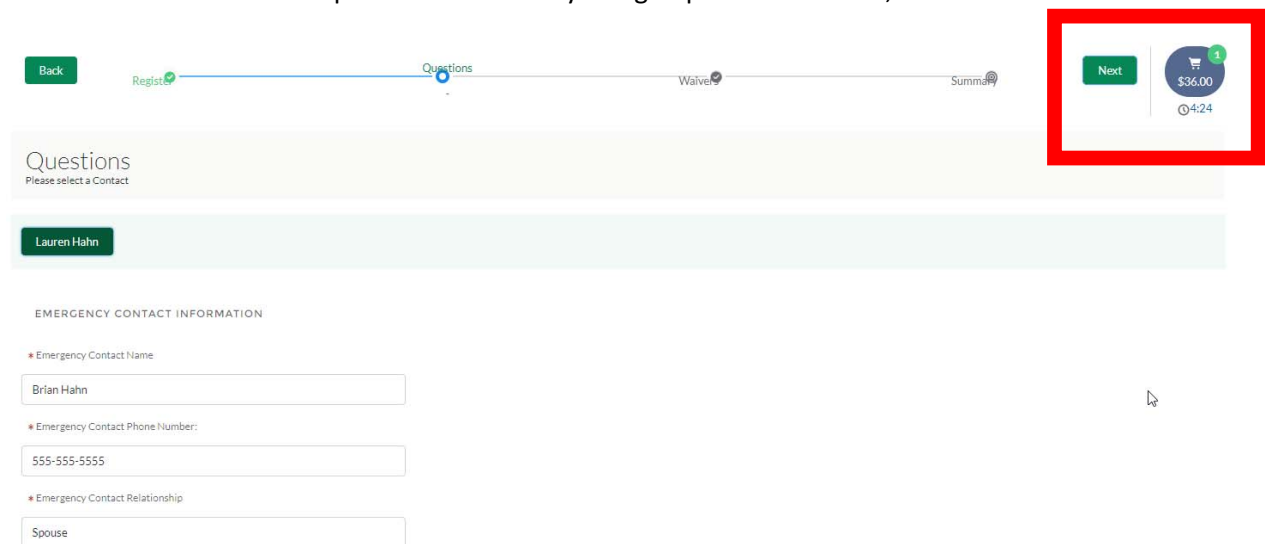
Select who you want to attend the event:



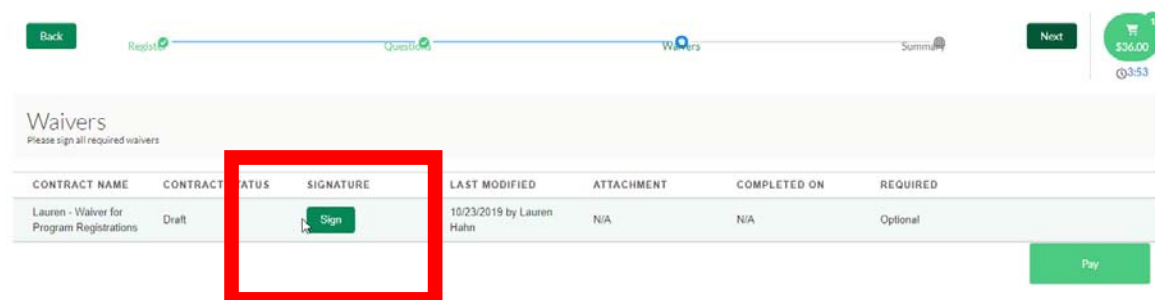
Now it should be added to your cart. You should be able to click “Next”



If you haven't done so yet, you will have to enter an emergency contact. After you saved it the first time, the information will show up for the next class you sign up for. Once done, hit “Next”



Again, if this is your first time completing the waiver, you will have to agree.



This is the popup of the Terms and Conditions:

Terms and Conditions

I/we agree to abide by the rules and regulations of the Bender JCC of Greater Washington. I am authorized, on behalf of all adults covered by this agreement, to represent that I/we will use the Bender JCC at my/our own risk and hereby, for myself, the other adults, my minor children and legal wards, my heirs, executors and administrators waive any and all rights and claims of any kind that I or they may have against the Bender JCC as well as with employees, invitees, and agents of the aforesaid for any and all damages, and injuries, whatsoever, which I/we may suffer in or incur in connection with my/our attendance, participation, or membership in the Bender JCC or in connection with my/our use of the facilities or programs of the Bender JCC.

I hereby grant the Bender JCC of Greater Washington (JCC), and all persons acting with its authorization, unrestricted permission to publish in print, electronic, photo or video formats, my (or my child's) photo, video clip, audio, other recordings, statements, or comments. I agree to hold harmless, the JCC and release all claims, damages, or liability arising from or related to its use or reuse, including but not limited to alteration, copyright ownership and publication including any claim for compensation related to use of the materials. I acknowledge the Bender JCC has the right to crop or treat the images/recordings at its discretion. I also hereby waive any right to inspect or approve the photographs or electronic matter that may be used in conjunction with them now or in the future. I also acknowledge that the Bender JCC may choose not to use the materials at this time, but may do so at its own discretion at a later date.

Cancel Confirm

Once complete, hit "Pay" and fill out the necessary payment information. You can choose credit card, AMEX or ACH.

The screenshot displays a payment interface with a modal window titled "Make Payment". The modal contains the following elements:

- Pay Amount:** A text input field containing "\$36.00".
- Payment Method:** A dropdown menu with the text "-- Select Payment Method --".
- Buttons:** "Cancel" and "Next" buttons at the bottom right of the modal.

The background interface shows a "TOTAL DUE NOW" of "\$36.00" and a table with the following data:

Item	Amount
Paid in Advance Billing Schedule	\$36.00
Balance Total	\$36.00